

EXISTING CONSTRUCTION OVERVIEW



Waterproofing Tunnels

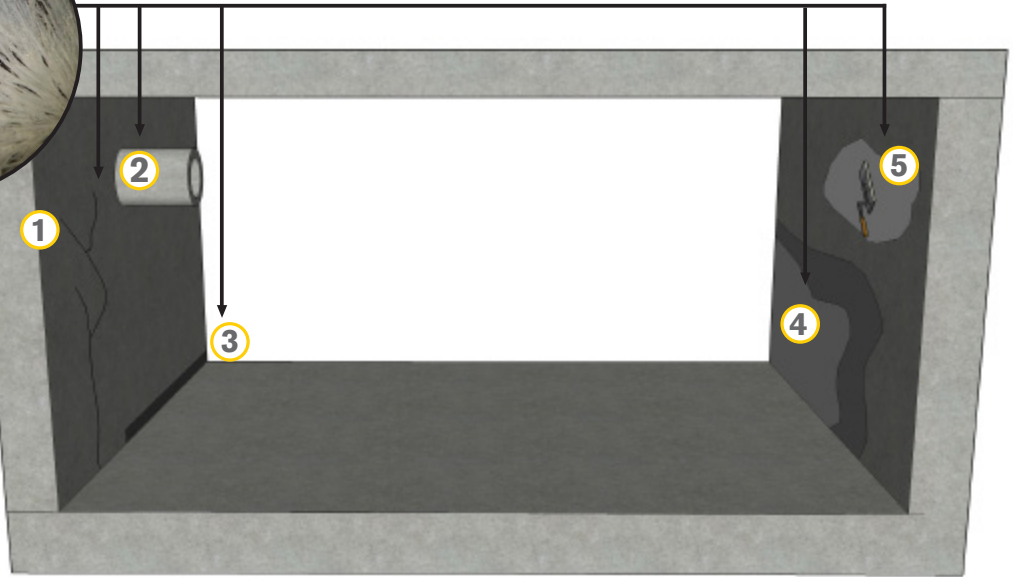

Kryton's concrete repair products are specially designed to resurface, waterproof and repair leaking cracks, joints, penetrations, tie-holes and defective concrete from the positive or negative side of water pressure. They can be used in concrete that was built yesterday, or structures needing waterproofing repair after decades of service. Kryton's concrete repair products reliably stop high water flow, even under high-hydrostatic pressure, and outperform epoxy or polyurethane injection repair systems.

Krytol® Technology

Kryton waterproof repair products contain Krytol technology.

When applied to concrete, Krytol chemically reacts with water and un-hydrated cement particles to form insoluble needle-shaped crystals that fill capillary pores and micro-cracks in the concrete and block the pathways for water and waterborne contaminants.

Any moisture introduced over the lifespan of the concrete will initiate crystallization, ensuring permanent waterproofing protection.



Krytol Leak Repair System

Comprised of Krytol Plug™, Krytol Repair Grout™, and Krytol T1® (recommended), it is primarily used to repair leaking cracks in concrete.

- 1 Waterproofing cracks, holes and joints.
- 2 Leaking pipe penetrations.
- 3 Leaking joints.

Krytol T1 Concrete Waterproofing

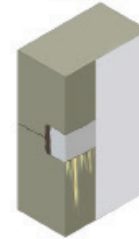

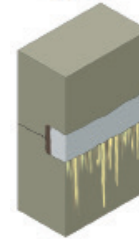

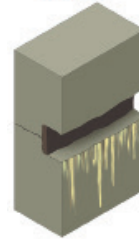


An "in-depth" concrete treatment that is applied as a slurry or spray to the surface of existing concrete structures.

- 4 Slab and walls to prevent further water ingress.

Krytol Repair Grout or Krytol Bari-Cote

- 5 Patching and parging defective concrete and masonry.

1 KRYTOL LEAK REPAIR SYSTEM



Step 1:
Prepare the crack or joint.

Step 2:
Stop flowing water with Krytol Plug.

Step 3:
Install Krytol Repair Grout.

Step 4:
Apply Krytol T1 to the surface.